



Busan & Gyeongsangnam-do

Includes ➔

Busan	184
Gajisan Provincial Park	197
Geojedo	198
Tongyeong	200
Jinju	201
Namhaedo	205
Jirisan National Park - East.....	206

Best Places to Eat

- ➔ Jackie's Seafood (p190)
- ➔ Noran Mahura (p192)
- ➔ Sulbing (p190)
- ➔ Ddungbo Halmee Gimhap (p201)
- ➔ Dajeong Sikdang (p204)

Best Places to Stay

- ➔ Ibis Ambassador Busan City Centre Hotel (p189)
- ➔ Paradise Hotel (p190)
- ➔ Westin Chosun Beach Hotel (p189)
- ➔ Dong Bang Hotel (p202)
- ➔ Nexun (p201)

Why Go?

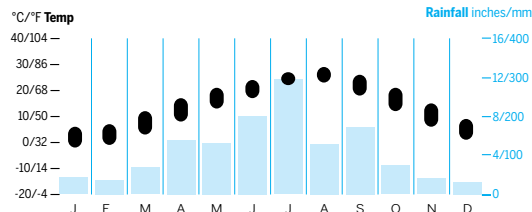
The best sites in Korea either awe with beauty or deepen your understanding of the culture. Busan (부산) and Gyeongsangnam-do (경상남도) do both.

Busan's easily accessible mountains, beaches and hiking trails, as well as its colourful seafood and drinking scene, make it very easy to love. It's also home to the world's largest shopping and entertainment complex and a bedazzling world-class cinema centre.

Gyeongsangnam-do's natural beauty is closer than you think, thanks to an efficient transport system. Hop on a bus and you'll be rewarded with outstanding trails on Jirisan, glorious temples in hideaway locations and lush rice paddies in just about every rural community. For marine treasures, board a ferry and go island-hopping around Tongyeong. On land or by sea, Gyeongsangnam-do is accessible, affordable and waiting to be explored.

When to Go

Busan



Apr–May Cherry blossoms make spring a great time for hiking.

Jul–Aug Haeundae and Gwangan beaches are in full swing.

Oct Busan International Film Festival runs through mid-October.

History

Gyeongsangnam-do has a long history of warfare, though it's difficult to beat the Imjin War for destruction, treachery and the birth of an icon. In 1592 the Japanese were eager to secure a land route to China, but the Joseon government refused assistance, so the Japanese attacked. Led by Toyotomi Hideyoshi, the Japanese landed 160,000 troops at several places, including Busan and Jinju, where the Koreans made an unsuccessful stand against a superior enemy.

The war's local star was Admiral Yi Sun-sin, a brilliant tactician credited with the development of the turtle ship, an ironclad vessel instrumental in harassing Japanese supply lines. Despite his significant wartime contributions, Yi was arrested for disobeying orders thanks to a clever ruse concocted by the Japanese, who were eager to see the good admiral removed from the war. With Yi behind bars, the Japanese launched a massive assault that destroyed all but 13 of Joseon's 133 vessels. Shaken by the loss, the king released Yi and put him in charge of the



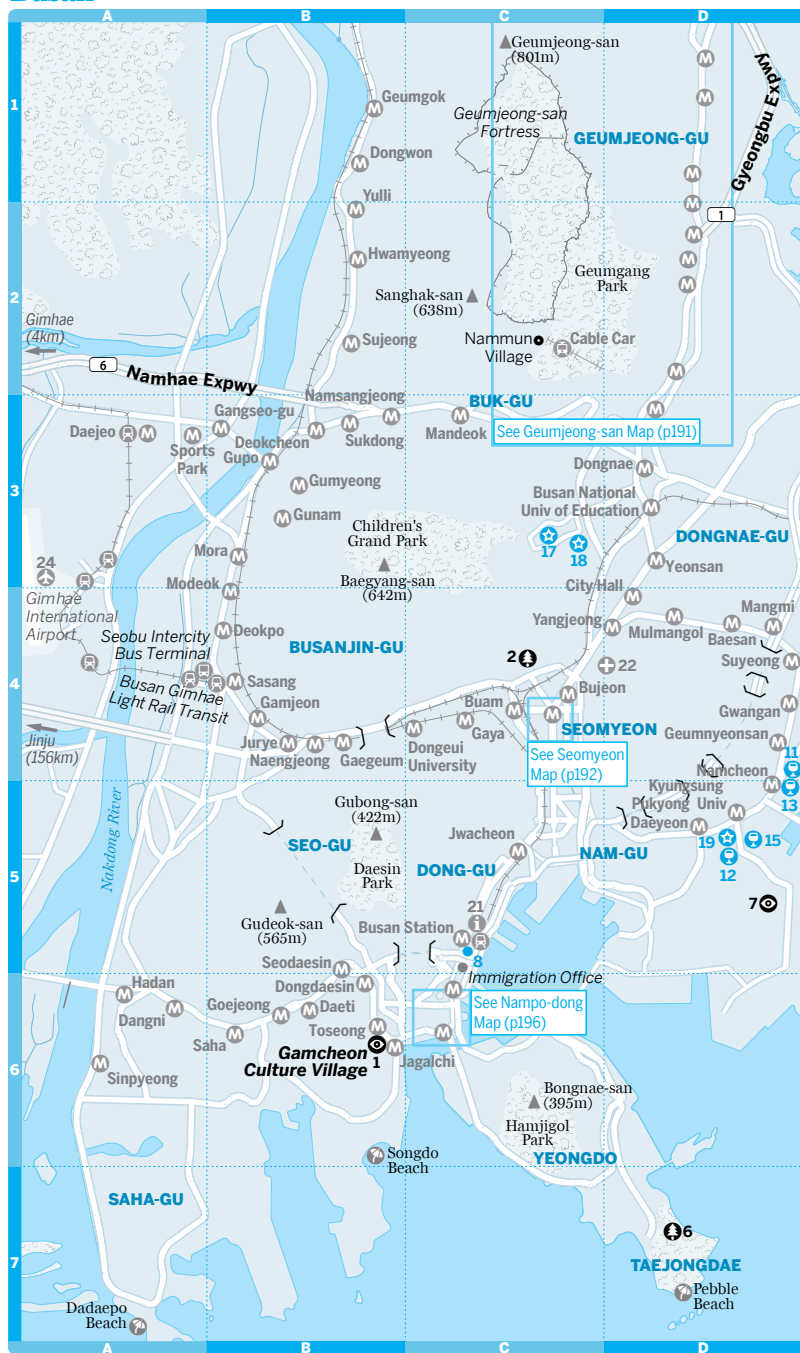
Busan & Gyeongsangnam-do Highlights

- 1 Shocking your taste buds with raw fish at **Jagalchi Fish Market** (p190).
- 2 Exploring the back

- alleys of **Gamcheon Culture Village** (p187).
- 3 Attending **BIFF** (p189), a world-class film festival.
- 4 Challenging yourself by

- hiking **Saryangdo** (p199), a beautiful island off the coast of Tongyeong.
- 5 Exploring **Jirisan** (p206), one of the best places to hike in Korea.

Busan





tattered navy. In a classic case of size doesn't matter, the admiral destroyed or damaged 133 Japanese vessels. One year later, Yi defeated a Japanese armada near Namhaedo, costing the invaders 450 ships. It also cost Admiral Yi his life. In September of 1598, Hideyoshi died and the Japanese leadership lost its appetite for the war.

i Getting Around

For regional trips, bus is usually the best option, with departures from Seobu Terminal and **Busan Central Bus Terminal** (부산종합버스터미널; Map p191; www.bxt.co.kr; ㉠ Line 1 to Nopo, Exit 3), both close to subway stations. Most train trips begin at Busan station, a glassy facility close to the city centre, or west-end Gupo station, which is closer to the airport. Busan's third train station – Bujeon, behind the Ibis Hotel in Seomyeon – has limited departures for destinations such as Gyeongju, Jinju, Hadong and Mokpo, on the slower *mugunghwa* service.

Busan

부산

☑ 051 / POP 3.6 MILLION

Bursting with mountains and beaches, hot springs and seafood, South Korea's second-largest city is a rollicking port town with tonnes to offer. From casual tent bars and chic designer cafes to fish markets teeming with every species imaginable, Busan has something for all tastes. Rugged mountain ranges criss-crossing the city define the urban landscape, while events such as the Busan International Film Festival underscore the city's desire to be a global meeting place. Note that Busan is within the boundaries of Gyeongsangnam-do but is a separate administrative unit with its own telephone area code.

👁 Sights & Activities

Beomeo-Sa

BUDDHIST TEMPLE

(범어사; Map p191; ☑ 051 508 3122; www.beomeosa.co.kr; ⌚ 8.30am-5.30pm; ㉠ Line 1 to Beomeosa, Exit 5) This magnificent temple is Busan's best sight. Despite its city location, Beomeosa is a world away from the urban jungle, with beautiful architecture set against an extraordinary mountain backdrop. Beomeosa can be a busy place on weekends and holidays, as the path leading to the temple is the northern starting point for trails across Geumjeong-san. Before heading back to the city, visit the *pajeon* (파전; green onion pancake) restaurants near the bus stop.

Busan

📍 Top Sights

- 1 Gamcheon Culture Village.....B6

📍 Sights

- 2 Busan Citizens Park.....C4
3 Busan Museum of Art.....E4
4 Gwangsan.....E4
5 Igidae.....E5
6 Taejongdae Park.....D7
7 UN Cemetery.....D5

📍 Activities, Courses & Tours

- Busan Cinema Center.....(see 20)
8 City Tour Busan.....C5
Spa Land.....(see 20)

🍴 Eating

- 9 Millak Town Raw Fish Centre.....E4
10 Noran Mahura.....F4

🍷 Drinking & Nightlife

- 11 Beached.....D4
12 Eva's Ticket.....D5
13 Galmegi Pub.....D5
14 HQ Gwangsan.....E4
15 The Commonplace.....D5
16 Thursday Party.....E4

🎭 Entertainment

- 17 Busan IPark.....C3
18 Lotte Giants.....C3
19 Monk.....D5

🛍 Shopping

- 20 Shinsegae Centum City.....E4

ℹ Information

- 21 Busan Station Tourism Office.....C5
22 Dong-Eui Medical Centre.....D4
Gimhae Airport – Domestic
Terminal Info.....(see 24)
Gimhae Airport –
International Terminal Info.....(see 24)
Gimhae International Airport
currency exchange.....(see 24)
Gimhae International Airport
Domestic Terminal Currency
Exchange.....(see 24)
Gimhae International Airport
International Terminal
Currency Exchange.....(see 24)
23 Kangsan Travel.....F4

🚗 Transport

- 24 Gimhae International Airport.....A3

At street level from Beomeosa station, spin 180 degrees, turn left at the corner and walk 200m to the terminus. Catch bus 90 (₩1200, 20 minutes, every 15 minutes) or take a ₩5000 taxi to the temple entrance.

To fully appreciate the beauty of this temple, sign up for the templestay program. The pre-dawn chanting is hauntingly extraordinary. Signing up for a templestay is usually completed online. Reservations, often two weeks in advance, are required by most temples. Payment in Korean won is typically completed by bank transfer.

Geumgang Park Cable Car

CABLE CAR

(금강공원 케이블카; Map p191; <http://geumgangpark.bisco.or.kr>; one way/return adult ₩5000/8000, child ₩4000/6000; ☀9am-5pm; 🚶 Line 1 to Oncheonjang, Exit 1) Add this cable car to your list of must-do activities. The panoramic view of development coursing through valleys of verdant mountains is breathtaking. Most days the view extends from Asiad Stadium (p194) northward. On a clear day the Gwangsan bridge is visible. Atop Geumjeong-san, you're well positioned for a short stroll to Geumjeong Fortress, a four-hour hike to Beomeo-sa, or a two-hour adventure to Seokbul-sa.

Near to the mountain-top cable-car platform there are plenty of tables serving food and drink, all run by women who pursue customers with zeal. Grilled goat meat is a speciality. Near a cliff, look for the boulder providing sweeping city views. It's a popular place for pictures and picnics.

The cable car is a 15-minute walk from Oncheonjang station. From Exit 1, walk left to the intersection. Cross the street and turn right at the first corner. Follow the road sign pointing to Geumgang Park. The cable car is 150m from the park entrance; look for the 'Ropeway' sign.

Geumjeong Fortress

HISTORIC SITE

(금정산성; Map p191) **FREE** Travellers climbing **Geumjeong-san** (금정산; Geumjeong Mountain) expecting to see a fort will be disappointed because there isn't one. Geumjeong Fortress is four gates and 17km of stone walls encircling 8 sq km of mountain-top land. Not all is lost because this is where you'll find some of the city's best hiking, and the opportunity to see Korean hikers sporting the very latest in alpine fashion. Most hikers start at Beomeo-sa or the Geumgang Park Cable Car.

Hikers looking for a sturdy workout begin at the northern leg of the trail, which is on the left side of Beomeo-sa. The steep walk to the main ridge takes about an hour. Follow the trail left and head to Bukmun (북문; North Gate). The 8.8km hike from

Beomeo-sa to Nammun (남문; South Gate) is a comfortable walk with a couple of steep stretches.

The least arduous route is by cable car from Geumgang Park at the southern base of the mountain. From the mountaintop cable car platform, it's a 20-minute walk to the South Gate.

Seokbul-sa

BUDDHIST TEMPLE

(석불사; Map p191; ☎7am-7pm) Hard to find, difficult to reach and a wonder to behold, this hermitage has Buddhist images meticulously etched into stone. Visually powerful in scale and impact, it's the kind of work that moves visitors to exclaim 'wow' as they step back and arch their necks to get the full picture. The quickest route here begins with a cable car ride (p186); up top, follow the trail signs.

The most interesting – and strenuous – route to Seokbul-sa is to add it to your Geumjeong Fortress (p186) hike (carry plenty of water). From Nammun, the path indicated by the Mandeokchon (만덕촌) sign leads to a collection of restaurants and a foot volleyball court. Keep going straight until you can't go any further, then turn right onto a narrow path. Eventually this leads to a larger path heading down the mountainside. Look for a sign that reads '석불사 입구' (Seokbul-sa entrance), which points you down a steep, rocky trail. Way down at the bottom, turn right at the cement road and walk uphill to the temple.

On the way back, you can either return to Nammun and then follow the signs to the cable car, or keep walking down the cement road from the temple – you'll end up near Mandeok station on Line 3.

★ Gamcheon Culture Village

ARCHITECTURE

(감천문화마을; ☎24hr; ㉠Line 1 to Toseong-dong station, Exit 8) **FREE** This historically rich, mountainside slum became a famous tourist destination after getting an arty makeover in 2009 when students decided to brighten up the neighbourhood with clever touches up the stairs, down the lanes and around the corners. Today it's a colourful, quirky community of Lego-shaped homes, cafes and galleries, ideal for an hour or two of strolling and selfies. Buy a map (₩2000) and join the scavenger hunt. Comfortable walking shoes recommended.

From the metro station, cross the street and walk to the bus stop in front of the hospital. Catch minibus 2 or 2-2 (₩900, 10 min-

utes) up the steep hill to the village. A taxi from the hospital (₩3000) is faster.

Haeundae

BEACH

(해운대해수욕장; ㉠Line 2 to Haeundae, Exit 3 or 5) Haeundae is the country's most famous beach. During the peak August travel season, umbrellas mushroom across the 2km-long beach while frolickers fill the water with inner tubes rented from booths behind the beach. It's a fun outing with 100,000 friends, though the marketing portraying Haeundae as a world-class resort is bunkum.

Gwangang

BEACH

(광안리해수욕장; ㉠Line 2 to Geumnyeonsan, Exit 3) Among the city's seven beaches, Gwangang is the best option for access and quality (the other beaches are Haeundae, Dadaepo, Songdo, Songjeong, Ilgwang and Imnang). Although the ugly wall of commercial development behind the beach diminishes the daytime experience, Gwangang shines at night. The multicoloured light show illuminating the Diamond Bridge is grand.

Outside the metro station, rotate 180 degrees and turn right at the corner. Or take Line 2 to Gwangang station, Exit 3 or 5.

Igidae

PARK

(이기대; ㉠Line 2 to Namcheon, Exit 3) If the trails of Geumjeong Fortress seem more like work than pleasure, there are opportunities to explore Busan's natural beauty at a more leisurely pace. Igidae is a nature park that's ideal for a two-hour stroll. Most visitors take the coastal route for the sweeping views of Haeundae across the bay.

From the metro station, walk to the first major intersection and turn left. The park is a 20-minute walk down the road.

Taejongdae Park

PARK

(태종대유원지; ㉠Line 1 to Nampo, Exit 6) On the southern tip of **Yeongdo** (영도; Yeong Island), experience the city's rugged coastline along a well-groomed walking path and the Korean penchant for shouting in parks.

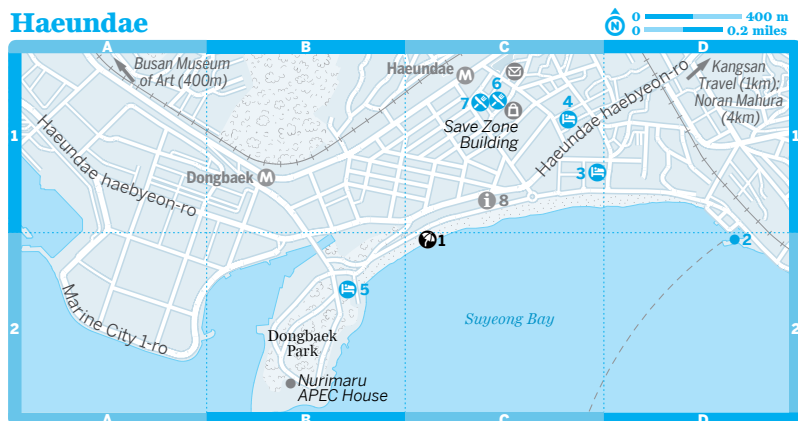
Exit the metro station and walk along the Jagalchi side of the street towards Lotte department store; turn right at the main road. The bus stop (₩1200, bus number 8, 30, 88) is down the street, or take a taxi from the metro station (₩8000).

UN Cemetery

CEMETERY

(재한 유엔 기념공원; ☎051625 0625; www.un-mck.or.kr; 93, UN Pyeonghwa-ro, Nam-gu; ☎9am-5pm; ㉠Line 2 to Daeyeon, Exit 3) This is the

Haeundae



Haeundae

Sights

- 1 Haeundae.....C2

Activities, Courses & Tours

- 2 Mipo Wharf.....D2

Sleeping

- 3 Paradise Hotel.....C1
4 Pobi Guesthouse.....C1
5 Westin Chosun Beach Hotel.....B2

Eating

- 6 Boribap & Cheonggukjang.....C1
7 Sulbing.....C1

Information

- 8 Haeundae Tourism Office.....C1

Busan Modern History Museum

MUSEUM

(부산 근대역사관; <http://engmuseum.busan.go.kr>; ☎9am-6pm Tue-Sun; ㉠Line 1 to Jungang, Exit 5) **FREE** The hour it takes to walk through this small museum will be time well spent. There's a surprising amount of English material documenting the history of the Busan port, the Japanese influence and the Korean War.

It's in a building north of Yongdu-san Park, 300m west of the central post office.

Busan Museum of Art

MUSEUM

(부산 시립 미술관; ☎051 744 2602; ☎10am-8pm Tue-Sun; ㉠Line 2 to Busan Museum of Art, Exit 5) **FREE** A modest gallery – hardly a must-see – but an interesting diversion on a rainy day.

Spa Land

SPA

(www.shinsegae.com; 1st fl, Shinsegae Centum City; adult/youth weekdays ₩13,000/10,000, weekends ₩15,000/12,000; ☎6am-midnight, last entry 10.30pm; ㉠Line 2 to Centum City, Exit 3) You can't really experience Busan unless you've been naked in a room full of strangers inside Asia's largest bathhouse. The bathing area in Spa Land isn't particularly impressive, but the *jjimjilbang* (the area where people wear loose-fitting clothes) is immense – there's a panoply of relaxation rooms of various temperatures and scents.

Kids under 13 are not permitted.

Tours

From Taejongdae, a noisy 45-minute cruise (adult/child ₩10,000/7000, 9am to 5pm) runs along the coast with views of Igidae.

only United Nations cemetery in the world and is the final resting place of 2300 men from 11 nations, including the UK, Turkey, Canada and Australia, that supported the South in the 1950–53 Korean War. There's a moving photo exhibit, along with knowledgeable volunteers who share stories about the people in the images. The cemetery is a 15-minute walk from the station.

Yongdu-san Park

PARK

(용두산 공원; ☎051 860 7820; <http://yongdusanpark.bisco.or.kr>; Busan Tower adult/child ₩5000/3000; ☎tower 9am-10pm; ㉠Line 1 to Nampo, Exit 1) Close to the shopping in Nampo-dong, this humble park is home to the 118m-high **Busan Tower** (부산타워). If the haze is not too thick, daytime views of container-ship traffic in the harbour provide a sense of the port's scale of operations.

City Tour Busan

BUS TOUR

(부산 시티 투어버스; ☎051 464 9898; www.citytourbusan.com; adult/child ₩12,000/8000; ⌚tour times vary; 🚏Line 1 to Busan Station, Exit 1) City Tour runs six daytime routes with different themes. Buy a Loop Tour ticket and you can jump on and off that bus all day. Three different evening tours drive towards Haeundae, Gwangang bridge and the major hotels. All buses start at Busan station.

Mipo Wharf

BOAT TOUR

(미포 선착장; adult/child ₩22,000/13,000; ⌚hourly departures 10am-10pm; 🚏Line 2 to Haeundae, Exit 3 or 5) The small pier at the eastern end of Haeundae beach runs 50-minute return trips to the nearby Oryuk-do Islets and Gwangang bridge.

★ Festivals & Events

Busan International Film Festival

FILM

(부산국제영화제; ☎+82 1688 3010; www.biff.kr) It's all glitter, glamour and gossip in October when the Busan International Film Festival (BIFF) takes centre stage. Not just about movies – 319 films from 79 countries in 2014 – the real buzz centres on which Korean female starlet will wear the most revealing dress on the red carpet.

Screenings are at six theatres, including **Busan Cinema Center**, a magnificent complex with the world's longest cantilever structure. The 127,000 LED lights streaming across its concave surface create an urban architectural spectacle at night.

Busan International Fireworks Festival

FIREWORKS

(BIFF; 부산국제불꽃축제; ☎051 441 3121; www.bff.or.kr) In October the Busan International Fireworks Festival lights the sky. In 2014 there were two locations and times. A Friday evening show in **Busan Citizens Park** (부산 시민공원; http://citizenpark.busan.go.kr) and a bedazzling Saturday night choreography of light and colour, lasers and music near Gwangang beach set against the glimmering Diamond Bridge.

🛏 Sleeping

Seomyeon, at the intersection of two subway lines, is a practical choice for travellers who plan on seeing the sights. Between Haeundae station and the beach, there's a swathe of choices, from guesthouses to luxury rooms. Prices here are higher in July and August.

Pobi Guesthouse

HOSTEL ₩

(포비 게스트 하우스; ☎051 746 7990; www.pobihouse.com; 1394-328, 2nd fl, Jung-dong, Haeundae-gu; dm from ₩15,000, higher on weekends; 🍷@🍷; 🚏Line 2 to Haeundae, Exit 3 or 5) Everything a guesthouse needs is here: Haeundae beach locale, knowledgeable staff and a friendly cat.

From the metro exit, walk straight and turn left at the Haeundae Market entrance. Walk to the end of the street and turn right. The guesthouse is down the road on the left.

Blue Backpackers

HOSTEL ₩

(☎051 634 3962; www.bluebackpackers.com; 454-1, Bujeon 2-dong, Busan Jin-gu; dm/r ₩20,000/₩40,000; 🍷@🍷; 🚏Line 1 or 2 to Seomyeon, Exit 7) Rooms with individual baths, a central location and free toast on the roof make this a great budget choice. It's a 10-minute walk behind Lotte Hotel in Seomyeon.

★ Ibis Ambassador

Busan City Centre Hotel

BUSINESS HOTEL ₩₩

(이비스 엠배서더 부산; ☎051 930 1110; https://ibis.ambatel.com/busan/main.amb; d from ₩100,000; 🍷@🍷; 🚏Line 1 to Bujeon, Exit 1) Towering over Bujeon Market (p194), Ibis wins for location (a five-minute walk from Seomyeon), cheery staff and understated, chic rooms, which have LCD TVs. Starbucks and a convenience store are on street level.

Toyoko Inn

Busan Seomyeon

BUSINESS HOTEL ₩₩

(토요코인 부산서면; ☎051 638 1045; www.toyoko-inn.com; d/tw ₩58,300/80,300; 🍷@🍷; 🚏Line 1 or 2 to Seomyeon, Exit 8) One of several branches of the Toyoko Inn in Busan, this property caters to Japanese businessmen and offers rather cramped, no-frills rooms and a modest-but-free breakfast. It's a few minutes' walk from Seomyeon.

★ Westin Chosun

Beach Hotel

LUXURY HOTEL ₩₩₩

(웨스틴 조선 비치 호텔; ☎051 749 7000; www.starwoodhotels.com; d from ₩230,000; 🍷@🍷; 🚏Line 2 to Haeundae, Exit 3 or 5) Busan's oldest international hotel gets better with age. A hint of retro shaken, not stirred, with modern touches creates a James Bond – a la Sean Connery – sort of dashing cool. It's a little removed from the main action on Haeundae beach, which gives the place a secluded feel.

★ **Paradise Hotel**LUXURY HOTEL **www**

(파라다이스 호텔; ☎051 749 2111; <http://paradiseshotel.co.kr>; tw from ₩240,000; ㉠㉡㉢㉣; ㉤ Line 2 to Haeundae, Exit 3 or 5) Fantastic views of Haeundae beach, grovelling service and decent on-site dining make the Paradise stand out. The rooms are somewhat worn and the casino is modest, but amenities like the outdoor rooftop hot spring make up for that.

Lotte HotelBUSINESS HOTEL **www**

(롯데 호텔; ☎051 810 1000; www.lottehotel-busan.com; d & tw from ₩430,000; ㉠㉡㉢㉣; ㉤ Line 1 or 2 to Seomyeon, Exit 5 or 7) This business-class hotel in Seomyeon has many contemporary rooms, but the older ones are uninspiring and the quality of staff service

at times seems gauche. There's a casino here but it's small, though the Japanese tourists don't seem to mind.

**Eating**★ **Sulbing**DESSERTS **₩**

(설빙; <http://sulbing.com>; desserts from ₩6000; ☎10.30am-10.30pm; ㉤ Line 2 to Haeundae, Exit 5) No serious foodie should visit Busan without trying *sulbing*, a wonderfully subtle dessert invented in this city. It's a bowl of shaved frozen milk topped with soybean powder and sliced almonds. A splash of condensed milk adds a hint of sweetness. New variations experiment with yogurt, fruit and chocolate.

From the metro station, walk 100m; it's on the 2nd floor of a building near a small

BUSAN'S SPECIALITY FOOD

Busan is a coastal city, so it's not surprising that seafood flavours much of the local cuisine. Raw fish, called *hoe* (회; sounds like 'when' without the 'n'), is a popular dish enjoyed with a group of friends and is widely available and affordably priced (compared to most cities).

A typical *hoe* dinner starts with appetisers such as raw baby octopus still wiggling on the plate. A platter of sliced raw fish is the main course. Fish is dipped into a saucer of *chogochujang* (초고추장), a watery red-pepper sauce, or soy sauce (간장) mixed with wasabi (와사비). The meal is customarily finished with rice and a boiling pot of *maeun-tang* (매운탕; spicy fish soup).

Most Koreans say *hoe* has a delicate taste and smooth texture. Western travellers may find the taste bland and chewy. A small platter starting at ₩40,000 is rarely sufficient for a pair of raw-fish fans. Raw fish is often accompanied with *soju* (local vodka).

Jagalchi Fish Market (자갈치 시장; <http://jagalchimarket.bisco.or.kr>; ☎8am-10pm, closed 1st & 3rd Tue of month; ㉤ Line 1 to Jagalchi, Exit 10) Anyone with a love of seafood and a tolerance for powerful odours could easily spend an hour exploring the country's largest fish market. Narrow lanes outside the main building teem with decades-old stalls and rickety food carts run by grannies who sell an incredible variety of seafood, including red snapper, flounder and creepy-crawly creatures with undulating tentacles.

Inside the main building, dozens of 1st-floor vendors sell just about every edible sea animal, including crabs and eels, two Busan favourites. After buying a fish, the fishmonger will point you to a 2nd-floor seating area where your meal will be served (₩4000 per person service charge). Halfway up the stairs, the din of flowing dinner chatter and the unmistakable thud-thud-thud of butcher knives whacking wooden chopping blocks becomes palpable. This is where raw-fish aficionados indulge themselves with meals from the fish tank, via the chopping block.

Jackie's Seafood (돼지초밥 횡집; ☎051 246 2594; ☎10am-10pm, closed 1st & 3rd Tue of month; ㉤ Line 1 to Jagalchi, Exit 10) Buying a raw-fish dinner couldn't be easier thanks to Jackie, the affable owner of this seafood restaurant. He speaks fluent English and uses signboards to help customers make smart seasonal food choices. It's on the 2nd floor of the main Jagalchi building.

Millak Town Raw Fish Centre (민락회센터; ☎10am-1am; ㉤ Line 2 to Gwangan, Exit 5)

Buy a fish for ₩30,000 (or more) and walk upstairs to eat; the woman selling you the fish will indicate which floor. Inside the seating area, your fish will be prepared and served for ₩5000 per person. It's the tall building at the northeast end of Gwangan beach. Little English is spoken here, so you'll need to rely on body language.

parking lot. Sulbing shops can be found in most busy areas, such as Seomyeon, Kyungsung-Pukyeong and Nampo-dong.

Dolgorae

KOREAN ₩

(돌고래; meals from ₩5000; ☎7am-10pm; ㉠ Line 1 to Nampo, Exit 1) The interior looks like a penitentiary, but this humble restaurant near the Gukje Market (p194) serves up tasty standards such as *doenjang jjigae* (된장찌개; soybean stew) and *soondubu jjigae* (순두부찌개; spicy tofu stew). Each dish comes with a kimchi that's sweeter than most. It's down a narrow lane; look for the yellow sign.

Yetnal Jjajang

KOREAN ₩

(옛날 짜장; meals from ₩4000; ☎9.30am-10.30pm; ㉠ Line 1 or 2 to Seomyeon, Exit 7) A sterling example of a successful restaurant owner who won't update the interior. According to superstition, the good fortune a successful shop enjoys can be lost if the interior were changed. Consequently, some shoddy-looking restaurants, like this one, serve great food. The *jjajangmyeon* (짜장면; black bean-paste noodles) and *jjambong* (짬뽕; spicy seafood soup) are excellent.

Gyeongju Gukbap

KOREAN ₩

(경주국밥; soup ₩6500; ☎24hr, closed holidays; ㉠ Line 1 or 2 to Seomyeon, Exit 3) It may look like all the other *dwaengi gukbap* (대장국밥; pork and rice soup) restaurants on Seomyeon's Youth St but, judging by the number of celebrity autographs on the wall, this one is special. Hard to find outside the province, this must-try authentic Busan dish is simple, hearty and straightforward, just like the people of this fair city.

Podo Cheong

BARBECUE ₩

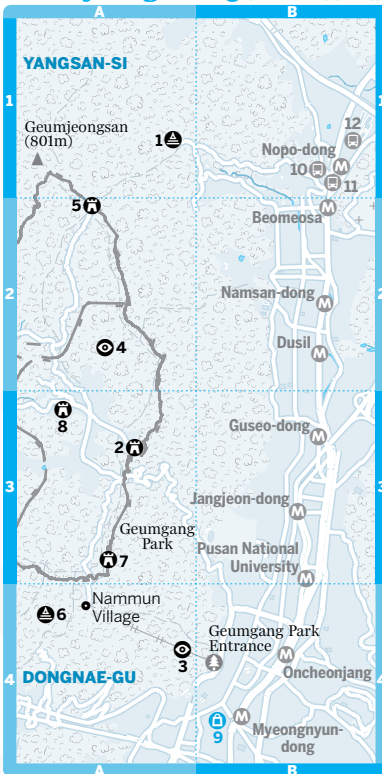
(포도창; ☎051 806 9797; per serving ₩7000; ☎noon-midnight; ㉠ Line 1 or 2 to Seomyeon, follow underground signs to Judies Taewha Exit) It's not the best *sutbul galbi* (소불갈비; charcoal-fired barbecue) restaurant, but it is good. The main draw at this busy place is the backyard barbecue feel in the patio. Lean *moksals* (목살; pork chop) tastes great, though most Koreans will choose *samgyeopsal* (삼겹살; fatty pork).

Boribap & Cheonggukjang

KOREAN ₩

(보리밥 앤 청국장; meals from ₩6000; ☎11am-9.30pm Wed-Mon; ㉠ Line 2 to Haeundae, Exit 3 or 5) This small shop in Haeundae serves excellent traditional Korean meals featuring stews made from pungent *cheonggukjang*

Geumjeong-san



Geumjeong-san

Sights

- 1 Beomeo-Sa.....A1
- 2 East Gate.....A3
- 3 Geumgang Park Cable Car.....A4
- 4 Geumjeong Fortress.....A2
- 5 North Gate.....A2
- 6 Seokbul-sa.....A4
- 7 South Gate.....A3
- 8 West Gate.....A3

Shopping

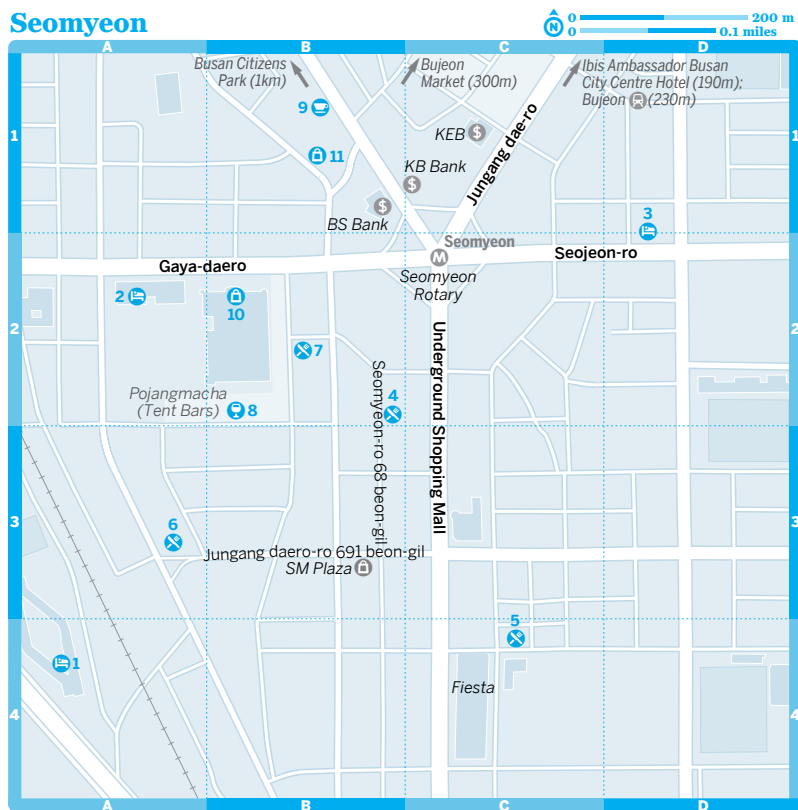
- 9 Lotte Department Store Dongnae.....B4

Transport

- 10 Busan Central Bus Terminal.....B1
- 11 Busan Express Bus Terminal.....B1
- 12 Busan Intercity Bus Terminal.....B1

(청국장; fermented soybean paste). The mackerel set (고등어 정식) comes with a fish baked to perfection.

Seomyeon



It's on a lane on the north side of the Save Zone building.

True Octopus Restaurant

(소문난문어집; small/large set ₩20,000/40,000; ☎5pm-2am Mon-Sat; ㉠Line 1 or 2 to Seomyeon, Exit 7) There's no need to read a menu here because this shop serves only one thing: a humongous octopus tentacle with an amazing array of side dishes. Your only choice is between the small set (good for two people) or the large (three to four people). The taste and texture is similar to high-quality tuna or steak, though saltier.

☪ Cheongsapo 청사포

This out-of-the-way fishing port is a must-visit for the barbecued shellfish, arguably the best food in Busan. A ₩7000 taxi from Haeundae is the only practical way to get here.

★Noran Mahura

SEAFOOD ₩₩₩

(청사포 노란 마후라; ☎051 703 3586; set meals from ₩30,000; ☎2pm-sunrise; ㉠) This cosy restaurant, not far from a lighthouse, is where people come for a drink to watch the sunset and unexpectedly stay for the sunrise. Meals include barbecued shellfish (조개 구이; *jogae gui*) with an amazing salsa-like sauce. It tastes even better with *soju* (local vodka) at sunrise.



Drinking

The busy commercial district around Pusan National University is a good bet for low-cost bars.



Gwangan

Beached

SPORTS BAR

(☎4pm-late; ㉠Line 2 to Geumnyeonsan, Exit 1) Craig, the owner, calls it a dive bar with the best view of the Gwangan bridge. And he's

Seomyeon

Sleeping

- 1 Blue Backpackers.....A4
- 2 Lotte Hotel.....A2
- 3 Toyoko Inn Busan Seomyeon.....D1

Eating

- 4 Gyeongju Gukbap.....B2
- 5 Podo Cheong.....C4
- 6 True Octopus Restaurant.....A3
- 7 Yetnal Jjajang.....B2

Drinking & Nightlife

- 8 Emo.....B2
- 9 Maru.....B1

Shopping

- 10 Lotte Department Store
Seomyeon.....B2
- 11 Yeonggwang Bookstore.....B1

right. A busy expat tavern, it's one of the few places in town to watch rugby, drink Kiwi beer and listen to Led Zeppelin.

From the metro station, turn right at the first corner, walk down to the beach road and look left.

Galmegi Pub

MICROBREWERY

(☎010 4469 9658; www.galmegibrewing.com; 3-4 Namcheon 2-dong, Suyeong-gu; ☎6pm-midnight Mon-Thu, until 1am Fri & Sat, closed Sun; ㉠Line 2 to Geumyeonsan, Exit 3) Craving craft beer? Busan's first craft brewery has an evolving menu, including black, blonde and pale ales. There are two other locations in Busan, but this one has the advantage of being close to Gwangan beach.

From the metro exit, spin 180 degrees, turn right at the first street and walk towards the beach road. It's near Starbucks.

HQ Gwangan

BAR

(☎7pm-late Mon-Sat, 4pm-midnight Sun; ㉠Line 2 to Gwangan, Exit 3 or 5) This busy expat bar has cheap shots, pub grub, trivia nights, TV sports and a splendid view of Gwangan bridge.

From the metro station, walk to the beach road and turn left at the Lotteria fast-food restaurant.

Thursday Party

BAR

(☎6pm-5am; ㉠Line 2 to Gwangan, Exit 3 or 5) This bar is a regular date spot for the university crowd because of the cheap draught, free curry-flavoured popcorn and pounding K-Pop. There are two locations on the Gwan-

gan beach road, plus branches in Seomyeon, Haeundae and Kyungsung-Pukyoung.

Kyungsung-Pukyoung Universities

The neon burns brightly in this popular nightlife district frequented by hungry, thirsty, frugal students from two nearby universities.

★The Comonplace

WINE BAR

(문화골목 다반; ☎051 625 0730; ☎5pm-1am; ㉠Line 2 to Kyungsung-Pukyoung, Exit 3) There's nothing common about this exceptional coffee and wine bar. Stylishly decorated, with an ubercool vibe, comfy sofas, friends dissecting existentialism over a glass of red wine, it's on the 1st floor of the architecturally intriguing **Golmok** (골목) complex. For something less Sartre and more Chomsky, try **Nogada**, the downstairs beer bar.

From the metro station, turn right at the first street then left at the second street. It's on a lane 40m down the road.

Eva's Ticket

BAR

(www.evasticket.com; ㉠Line 2 to Kyungsung-Pukyoung, Exit 5) Weary English instructors flock to this spacious bar to unwind over cheap draught after a hard day of teaching phonics.

From the metro station, spin 180 degrees and turn right at the intersection then right again at the first street. It's down the road on the right.

Seomyeon

★Maru

TEAHOUSE

(마루; ☎051 803 6797; Saesak-ro 17-1, Jin-gu; ☎10am-10pm; ㉠Line 1 or 2 to Seomyeon, Exit 9) Splendid herbal teas and a warm interior make this an excellent alternative to the sterile sameness of chain coffee shops. The dark and earthy twin flower tea (쌍화차) is a speciality.

Exit the Yeonggwang Bookstore (p194), turn left and walk left around the corner. Look for a green signboard with 마루 150m down the street.

Emo

BAR

(이모; ☎8pm-7am; ㉠Line 1 or 2 to Seomyeon, underground exit for Lotte department store) One of many orange *pojangmacha* (tented street stall) tents behind Lotte department store in Seomyeon serving drinks and unusual side dishes, such as grilled chicken anus.

☆ Entertainment

Sport

There's pro football here, but Busan is a baseball town at heart.

Lotte Giants

BASEBALL

(롯데 자이언츠; ☎051 590 9000; www.giants-club.com/eng; ticket prices from ₩7000; ㉠ Line 3 to Sports Complex, Exit 9) The Lotte Giants baseball experience inside Sajik stadium neatly captures the essence of Busan: boisterous, fun-loving and occasionally naughty (especially when the visiting pitcher holds the man on first base). Expect cheap tickets, no limit on how much food and drink fans can bring in and good fun with the orange bags.

From the metro station, walk towards HomePlus.

Busan IPark

FOOTBALL

(부산 아이파크; ☎051 941 1100; www.busanipark.com; best seat ₩10,000; ㉠ Line 3 to Sports Complex, Exit 9) Busan IPark, the city's pro football team, plays 19 home matches between March to November at **Asiad Stadium**, a giant 53,000-seat facility that sits empty most of the year. Games are thinly attended, so getting a good seat won't be a problem. Occasionally the stadium hosts K-Pop concerts. It's located behind HomePlus.

Live Music

Monk

JAZZ

(http://cafe.daum.net/clubmonk; cover ₩5000; ☎6.30pm-2am Mon-Sat; ㉠ Line 2 to Kyungsung-Pukyoung, Exit 3) The sweet sound of live jazz fills the room most nights from 9pm to 11pm with professional Korean performers – expats jam Wednesday nights.

From the station, turn right at the first street. Walk to the third intersection; it's on the right.



Shopping

Shinsegae Centum City

DEPARTMENT STORE

(신세계 센텀시티; www.shinsegae.com; ☎10.30am-8pm; ㉠ Line 2 to Centum City, Shinsegae Exit) The world's largest shopping complex – bigger than Macy's in New York – with everything you'd expect in a temple of commerce. There's a skating rink, indoor golf driving range, shops with seemingly every brand name in the universe and a place to recuperate – Spa Land (p188) – before you do it again.

Bujeon Market

MARKET

(부전시장; ☎4am-8pm; ㉠ Line 1 to Bujeon, Exit 5) You could easily spend an hour getting lost in this enormous traditional market specialising in produce, seafood and knick-knacks.

Gukje Market

MARKET

(국제시장; ☎8.30am-8.30pm; ㉠ Line 1 to Jagalchi, Exit 7) West of Nampo-dong, this traditional market has hundreds of small booths with a staggering selection of items, from leather goods to Korean drums.

Lotte Department Store

Centum City

DEPARTMENT STORE

(롯데백화점 센텀시티점; www.lotte.co.kr; ☎10.30am-8.30pm; ㉠ Line 2 to Centum City, Lotte Exit) Need to buy a \$5000 handbag? You can probably find one at this Lotte outlet in Haeundae beside Shinsegae. Or you could try one of the other three outlets across the city in **Seomyeon** (☎10.30am-8pm; ㉠ Line 2 to Seomyeon, Lotte Exit), **Dongnae** (Map p191; ☎10.30am-8pm; ㉠ Line 1 to Myeongnyun, Exit 1) and **Gwangbok-dong** (☎10.30am-8pm; ㉠ Line 1 to Nampo, Exit 10).

Yeonggwang Bookstore

BOOKS

(영광도서; ☎051 816 9500; www.ykbook.com; ㉠ Line 1 or 2 to Seomyeon, Exit 9) One of the city's oldest bookstores, with a decent selection of English books.

i Information

EMERGENCY

Fire & Rescue (☎119)

Police (☎112)

INTERNET ACCESS

Busan is a wired city, but that doesn't mean internet access is free. Many public areas and cafes have password-protected wi-fi. Foreign devices might have trouble connecting to local networks.

MEDICAL SERVICES

Dong-Eui Medical Centre (동의의료원; ☎051 850 8941; http://eng.demc.kr; San 45-1, Yangjeong 2 dong, Jin-gu; ☎8.30am-4.30pm Mon-Fri, to noon Sat; ㉠ Line 1 to Yangjeong, Exit 4) English-speaking staff at this large medical complex can help travellers. Outside the metro station exit, take local bus 8.

MONEY

Most banks exchange currency, though the level of service varies. For international withdrawals, your best bet is a KB Kookmin Bank ATM. Look for the yellow asterisk and 'b' logo, and the 'global' ATM inside. If you need to get US dollars

outside banking hours, go to Nampo-dong and look for the old women sitting on chairs whispering 'changee'.

Gimhae International Airport currency exchange Branches in the domestic terminal (☎ 6am-4pm) and international terminal (☎ 6am-9pm).

POST

Central Post Office (부산 중앙 우체국; www.koreapost.go.kr; ☎ 9am-6pm Mon-Fri; ㉠ Line 1 to Jungang, Exit 9) Busan's main post office is near the ferry terminal.

TOURIST INFORMATION

Busan Station Tourism Office (부산역 관광 안내소; ☎ 051 441 6565; ☎ 9am-8pm; ㉠ Line 1 to Busan station, Exit 8 or 10) There's knowledgeable staff and a modest selection of maps on the 2nd floor.

Gimhae Airport – Domestic Terminal Info (☎ 051 974 3774; ☎ 6am-11pm or last arrival) Useful information and helpful staff.

Gimhae Airport – International Terminal Info (☎ 051 974 3772; ☎ 6am-11pm or last arrival) Loads of information and helpful staff, especially if you need to find a bus to a regional city.

Haeundae Tourism Office (해운대 관광안내소; ☎ 051 749 4335; http://eng.haeundae.go.kr; ☎ 9am-6pm; ㉠ Line 2 to Haeundae, Exit 3 or 5) A great selection of material.

Kangsan Travel (☎ 051 747 0031; www.kangsantravel.com; ☎ 9am-noon & 1-6pm Mon-Fri; ㉠ Line 2 to Jangsan, Exit 9) Provides English-language services geared towards expats.

WEBSITES

Lonely Planet (www.lonelyplanet.com/south-korea/gyeongsangnam-do/busan) For planning advice, author recommendations, traveller reviews and insider tips.

City Government (http://english.busan.go.kr) For basic socio-economic and travel data.

Gyeongsangnam-Do (http://english.gsnd.net) Learn about Gyeongsangnam-do's sites and geography.

Busan Haps (http://busanhaps.com) Free entertainment magazine filled with local ads and stories about which bar has a new hamburger on the menu.

Getting There & Away

Domestic travellers usually come to Busan via KTX train service, though there are good bus connections from most major destinations. International travellers can fly directly to **Gimhae International Airport** (김해 국제 공항; ☎ 051 974 3114; www.airport.co.kr/gimhaeeng/index.do; ㉠ Busan-Gimhae LRT, Exit Airport), 27km west of Busan's city centre.

AIR

There are frequent international flights to Japan and regional cities such as Beijing, Hong Kong, Bangkok, Chiang Mai and Cebu.

On domestic routes, the Busan-Seoul flight on Korean Air, Asiana or AirBusan (one hour, every 30 minutes from 7am to 9pm) usually requires reservations on weekends and holidays. Most flights from Busan to Seoul land at Gimpo airport, which has few international connections. If you're flying out of the country, catch the A'rex,

BUSAN BUS DEPARTURES

Departures from Busan Central Bus Terminal

DESTINATION	PRICE (₩)	DURATION	FREQUENCY
Gyeongju	5200	50min	every 30min
Pohang	8100	1½hr	every 15min
Seoul	37,600	4½hr	every 30min
Tongdo-sa	2000	25min	every 20min

Westbound Departures from Seobu Intercity Bus Terminal

DESTINATION	PRICE (₩)	DURATION	FREQUENCY
Gohyeon	13,400	2¾hr	every 30-40min
Hadong	11,000	2½hr	every hr
Jinju	7700	1½hr	every 15-25min
Namhae	11,900	2½hr	every 20-60min
Ssanggyae-sa	14,000	3½hr	10am & 4pm
Tongyeong	10,900	1¾hr	every 20-30min



Rebecca Milner

[Jeollanam-do](#), [Jeollabuk-do](#), [Chungcheongnam-do](#) Lucky for Rebecca, Korea is just a short flight from her home in Tokyo. Previous trips had already sold her on the charms of *makgeolli* and *jjimgilbang*, so she jumped at the chance to explore the country's southern reaches for this edition. Highlights included eating live octopus in Mokpo, steaming in the saltwater baths in Hampyeong and having morning tea on the veranda of a 100-year-old home in Jeonju. Rebecca has also

written Lonely Planet's guides to Tokyo and Japan. Follow her on Twitter @tokyorebecca. Rebecca also wrote the Arts & Architecture chapter.



Phillip Tang

[Gangwon-do](#), [Gyeongsangbuk-do](#), [Chungcheongbuk-do](#) Phillip Tang spent this trip inviting himself to Korean homes, tagging along to local street eats and being out-hiked by Koreans twice his age bolting up mountains. He writes about travel on his two loves, Asia and Latin America, and has contributed to Lonely Planet's guides to China, Japan, Mexico and Peru, and for other publishers. Find his photos, tweets and articles from this Korea visit through philliptang.co.uk. Phillip also wrote the In

the Korean Kitchen, The Natural Environment and Survival Guide chapters.



Rob Whyte

[Busan & Gyeongsangnam-do](#), [Jeju-do](#) A Busan resident for more than 15 years, Rob spends several weeks each year backpacking across the country in search of secluded getaways. One memorable discovery on this journey was a hamburger restaurant on Udo, which has an amazing collection of *Anne of Green Gables* memorabilia including a first edition of the book. That discovery was a reminder that we have everything we need for a magnificent journey. Rob also wrote the

Korean People chapter.

Contributing Author

[North Korea](#) The author of our North Korea chapter has chosen to remain anonymous.